


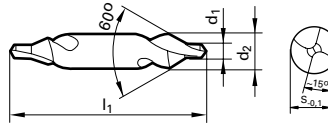


Center Drill/Countersink

Flatted body

Tolerance information can be found in the Technical Section, Page 370

-  General Steels/Brass
-  Universal Steels
-  Cast Iron



Order Code	d1	d2	l1	S	Series	
					587	588
1.600	1.60	4.00	35.5	3.25	GUH STD	GUH STD
2.000	2.00	5.00	40.0	4.20	HSS	HSS
2.500	2.50	6.30	45.0	5.35	RH	RH
3.150	3.15	8.00	50.0	6.95	A	R
4.000	4.00	10.00	56.0	8.40	60° angle	60° angle
5.000	5.00	12.50	63.0	10.95	Surface Finish	Surface Finish
6.300	6.30	16.00	71.0	14.00	○	○
8.000	8.00	20.00	80.0	17.90		
10.000	10.00	25.00	100.0	22.50		

Order Code	d1	d2	l1	S	Series	
					589	589
1.600	1.60	6.30	45.0	5.35	GUH STD	GUH STD
2.000	2.00	8.00	50.0	6.95	HSS	HSS
2.500	2.50	10.00	56.0	8.40	RH	RH
3.150	3.15	11.20	60.0	10.00	B	B
4.000	4.00	14.00	67.0	12.65	60°/120° double angle	60°/120° double angle
5.000	5.00	18.00	75.0	16.40	Surface Finish	Surface Finish
6.300	6.30	20.00	80.0	17.90	○	○
8.000	8.00	25.00	100.0	22.50		

Order Code	d1	d2	l1	S	Series	
					287	288
1.600	1.60	5.00	40.0	4.20	GUH STD	GUH STD
2.000	2.00	6.30	45.0	5.35	HSS	HSS
2.500	2.50	8.00	50.0	6.85	RH	RH
3.150	3.15	10.00	56.0	8.40	A	R
4.000	4.00	12.50	63.0	10.65	60° angle	60° angle
5.000	5.00	16.00	71.0	13.65	Surface Finish	Surface Finish
6.300	6.30	20.00	80.0	17.40	○	○
8.000	8.00	20.00	100.0	25.00		
10.000	10.00	10.00	125.0	31.50		

Order Code	d1	d2	l1	S	Series	
					289	289
1.600	1.60	8.00	50.0	6.50	GUH STD	GUH STD
2.000	2.00	10.00	56.0	7.95	HSS	HSS
2.500	2.50	11.20	63.0	9.50	RH	RH
3.150	3.15	14.00	71.0	12.00	B	B
4.000	4.00	16.00	80.0	14.40	60°/120° double angle	60°/120° double angle
5.000	5.00	20.00	90.0	18.40	Surface Finish	Surface Finish
					○	○